

Run Date:08/30/22 02:43 PM

0024 Precinct 24

	TOTAL VOTES	%	Absentee	Early Vot	Election
REGISTERED VOTERS - TOTAL . . . . .	2,014				
REGISTERED VOTERS - Republican . . . . .	725	36.00			
REGISTERED VOTERS - Democratic . . . . .	697	34.61			
REGISTERED VOTERS - Nonpartisan . . . . .	0				
BALLOTS CAST - TOTAL . . . . .	430		213	54	163
BALLOTS CAST - Republican . . . . .	229	53.26	90	30	109
BALLOTS CAST - Democratic . . . . .	160	37.21	100	21	39
BALLOTS CAST - NONPARTISAN . . . . .	41	9.53	23	3	15
BALLOTS CAST - BLANK . . . . .	1	.23	0	1	0
VOTER TURNOUT - TOTAL . . . . .		21.35			
VOTER TURNOUT - Republican . . . . .		31.59			
VOTER TURNOUT - Democratic . . . . .		22.96			
VOTER TURNOUT - BLANK . . . . .		.05			

Run Date:08/30/22 02:43 PM

0024 Precinct 24


	TOTAL VOTES	%	Absentee	Early Vot	Election
<b>Commissioner of Agriculture</b>					
<b>(VOTE FOR) 1</b>					
James W. Shaw . . . . .	112	52.34	34	15	63
Wilton Simpson . . . . .	102	47.66	52	13	37
Over Votes . . . . .	0		0	0	0
Under Votes . . . . .	15		4	2	9
<b>State Representative</b>					
<b>(VOTE FOR) 1</b>					
Robert Brackett . . . . .	140	63.06	59	15	66
Karen Hiltz . . . . .	82	36.94	29	14	39
Over Votes . . . . .	0		0	0	0
Under Votes . . . . .	7		2	1	4
<b>Board of County Commissioners</b>					
<b>(VOTE FOR) 1</b>					
Joe Flescher . . . . .	239	61.13	111	33	95
Elizabeth "Beth" Siebert . . . . .	152	38.87			
Over Votes . . . . .	0				
Under Votes . . . . .	39				
<b>Board of County Commissioners</b>					
<b>(VOTE FOR) 1</b>					
Joann Binford . . . . .	144	36.27			
Deryl Loar . . . . .	109	27.46			
Thomas S. Lowther . . . . .	144	36.27			
Over Votes . . . . .	0				
Under Votes . . . . .	33				

Redacted results represents detailed groups (Election Day, Vote By Mail, Early Votes, Provisional) with between 1 and 29 votes in accordance with Florida Statute 98.0981(2)(a)

Run Date:08/30/22 02:43 PM

0024 Precinct 24

	TOTAL VOTES	%	Absentee	Early Vot	Election
<b>United States Senator</b>					
<b>(VOTE FOR) 1</b>					
Ricardo De La Fuente . . . . .	7	4.40			
Val Demings . . . . .	137	86.16			
Brian Rush . . . . .	10	6.29			
William Sanchez . . . . .	5	3.14			
Over Votes . . . . .	0				
Under Votes . . . . .	1				
<b>Representative in Congress</b>					
<b>(VOTE FOR) 1</b>					
Danelle Dodge . . . . .	70	47.62			
Joanne Terry . . . . .	77	52.38			
Over Votes . . . . .	0				
Under Votes . . . . .	13				
<b>Governor and Lieutenant Governor</b>					
<b>(VOTE FOR) 1</b>					
Charlie Crist . . . . .	93	58.86			
Cadance Daniel . . . . .	6	3.80			
Nicole "Nikki" Fried . . . . .	55	34.81			
Robert L. Willis . . . . .	4	2.53			
Over Votes . . . . .	1				
Under Votes . . . . .	1				
<b>Attorney General</b>					
<b>(VOTE FOR) 1</b>					
Aramis Ayala . . . . .	68	45.64			
Jim Lewis . . . . .	55	36.91			
Daniel Uhlfelder . . . . .	26	17.45			
Over Votes . . . . .	0				
Under Votes . . . . .	11				
<b>Commissioner of Agriculture</b>					
<b>(VOTE FOR) 1</b>					
Naomi Esther Blemur . . . . .	72	48.98			
J. R. Gaillot . . . . .	22	14.97			
Ryan Morales . . . . .	53	36.05			
Over Votes . . . . .	0				
Under Votes . . . . .	13				



Redacted results represents detailed groups (Election Day, Vote By Mail, Early Votes, Provisional) with between 1 and 29 votes in accordance with Florida Statute 98.0981(2)(a)

Run Date:08/30/22 02:43 PM

0024 Precinct 24

	TOTAL VOTES	%	Absentee	Early Vot	Election
Circuit Judge, 19th Judicial Circuit (VOTE FOR) 1					
Christian Van Riper . . . . .	113	28.75	[REDACTED]		
Rebecca White . . . . .	280	71.25	135	38	107
Over Votes . . . . .	0		[REDACTED]		
Under Votes . . . . .	37		[REDACTED]		
Circuit Judge, 19th Judicial Circuit (VOTE FOR) 1					
Leatha Dawn Mullins . . . . .	251	64.19	125	36	90
Alexander Stuart Nelson. . . . .	140	35.81	[REDACTED]		
Over Votes . . . . .	0		[REDACTED]		
Under Votes . . . . .	39		[REDACTED]		
School Board Member (VOTE FOR) 1					
LaDonna Corbin. . . . .	70	17.24	[REDACTED]		
Cynthia "Cindy" Gibbs . . . . .	109	26.85	[REDACTED]		
Josh Post . . . . .	41	10.10	[REDACTED]		
Jacqueline "Jackie" Rosario . . . . .	186	45.81	[REDACTED]		
Over Votes . . . . .	4		[REDACTED]		
Under Votes . . . . .	20		[REDACTED]		
School Board Member (VOTE FOR) 1					
Teri Barenborg. . . . .	229	56.97	131	33	65
Thomas A. Kenny . . . . .	173	43.03	[REDACTED]		
Over Votes . . . . .	0		[REDACTED]		
Under Votes . . . . .	28		[REDACTED]		

Redacted results represents detailed groups (Election Day, Vote By Mail, Early Votes, Provisional) with between 1 and 29 votes in accordance with Florida Statute 98.0981(2)(a)

Run Date:08/30/22 02:43 PM

0025 Precinct 25

	TOTAL VOTES	%	Absentee	Early Vot	Election
REGISTERED VOTERS - TOTAL . . . . .	6,442				
REGISTERED VOTERS - Republican . . . . .	3,426	53.18			
REGISTERED VOTERS - Democratic . . . . .	1,423	22.09			
REGISTERED VOTERS - Nonpartisan . . . . .	0				
BALLOTS CAST - TOTAL . . . . .	2,350		1,091	363	896
BALLOTS CAST - Republican . . . . .	1,481	63.02	552	259	670
BALLOTS CAST - Democratic . . . . .	605	25.74	386	74	145
BALLOTS CAST - NONPARTISAN. . . . .	264	11.23	153	30	81
BALLOTS CAST - BLANK. . . . .	0		0	0	0
VOTER TURNOUT - TOTAL . . . . .		36.48			
VOTER TURNOUT - Republican. . . . .		43.23			
VOTER TURNOUT - Democratic. . . . .		42.52			
VOTER TURNOUT - BLANK . . . . .					

Run Date:08/30/22 02:43 PM

0025 Precinct 25

	TOTAL VOTES	%	Absentee	Early Vot	Election
<b>Commissioner of Agriculture</b>					
<b>(VOTE FOR) 1</b>					
James W. Shaw . . . . .	586	42.19	218	87	281
Wilton Simpson. . . . .	803	57.81	305	160	338
Over Votes . . . . .	0		0	0	0
Under Votes . . . . .	92		29	12	51
<b>State Representative</b>					
<b>(VOTE FOR) 1</b>					
Robert Brackett . . . . .	998	68.73	350	194	454
Karen Hiltz. . . . .	454	31.27	195	59	200
Over Votes . . . . .	1		0	1	0
Under Votes . . . . .	28		7	5	16
<b>Board of County Commissioners</b>					
<b>(VOTE FOR) 1</b>					
Joe Flescher . . . . .	1,499	67.89	666	261	572
Elizabeth "Beth" Siebert . . . . .	709	32.11	345	93	271
Over Votes . . . . .	0		0	0	0
Under Votes . . . . .	142		80	9	53
<b>Board of County Commissioners</b>					
<b>(VOTE FOR) 1</b>					
Joann Binford . . . . .	486	21.80	208	71	207
Deryl Loar . . . . .	900	40.38	426	145	329
Thomas S. Lowther. . . . .	843	37.82	381	140	322
Over Votes . . . . .	0		0	0	0
Under Votes . . . . .	121		76	7	38

Run Date:08/30/22 02:43 PM

0025 Precinct 25

	TOTAL VOTES	%	Absentee	Early Vot	Election
<b>United States Senator</b>					
<b>(VOTE FOR) 1</b>					
Ricardo De La Fuente . . . . .	14	2.36			
Val Demings . . . . .	520	87.84	330	66	124
Brian Rush . . . . .	32	5.41			
William Sanchez . . . . .	26	4.39			
Over Votes . . . . .	0				
Under Votes . . . . .	13				
<b>Representative in Congress</b>					
<b>(VOTE FOR) 1</b>					
Danelle Dodge . . . . .	211	39.15	130	30	51
Joanne Terry . . . . .	328	60.85	219	37	72
Over Votes . . . . .	0		0	0	0
Under Votes . . . . .	66		37	7	22
<b>Governor and Lieutenant Governor</b>					
<b>(VOTE FOR) 1</b>					
Charlie Crist . . . . .	372	62.31	244	45	83
Cadance Daniel . . . . .	7	1.17			
Nicole "Nikki" Fried . . . . .	209	35.01	128	26	55
Robert L. Willis . . . . .	9	1.51			
Over Votes . . . . .	1				
Under Votes . . . . .	7				
<b>Attorney General</b>					
<b>(VOTE FOR) 1</b>					
Aramis Ayala . . . . .	194	36.47			
Jim Lewis . . . . .	148	27.82			
Daniel Uhlfelder . . . . .	190	35.71			
Over Votes . . . . .	0				
Under Votes . . . . .	73				
<b>Commissioner of Agriculture</b>					
<b>(VOTE FOR) 1</b>					
Naomi Esther Blemur . . . . .	201	38.21			
J. R. Gaillot . . . . .	138	26.24			
Ryan Morales . . . . .	187	35.55			
Over Votes . . . . .	0				
Under Votes . . . . .	79				

Redacted results represents detailed groups (Election Day, Vote By Mail, Early Votes, Provisional) with between 1 and 29 votes in accordance with Florida Statute 98.0981(2)(a)

Run Date:08/30/22 02:43 PM

0025 Precinct 25

	TOTAL VOTES	%	Absentee	Early Vot	Election
Circuit Judge, 19th Judicial Circuit (VOTE FOR) 1					
Christian Van Riper . . . . .	473	21.79	258	72	143
Rebecca White . . . . .	1,698	78.21	748	268	682
Over Votes . . . . .	0		0	0	0
Under Votes . . . . .	179		85	23	71

Circuit Judge, 19th Judicial Circuit (VOTE FOR) 1					
Leatha Dawn Mullins . . . . .	1,376	65.15	649	213	514
Alexander Stuart Nelson. . . . .	736	34.85	335	114	287
Over Votes . . . . .	0		0	0	0
Under Votes . . . . .	238		107	36	95

School Board Member (VOTE FOR) 1					
LaDonna Corbin. . . . .	340	15.09	194	55	91
Cynthia "Cindy" Gibbs . . . . .	566	25.12	335	85	146
Josh Post . . . . .	239	10.61			
Jacqueline "Jackie" Rosario . . . . .	1,108	49.18	393	186	529
Over Votes . . . . .	3				
Under Votes . . . . .	94				

School Board Member (VOTE FOR) 1					
Teri Barenborg. . . . .	1,296	58.38	694	189	413
Thomas A. Kenny . . . . .	924	41.62	331	157	436
Over Votes . . . . .	0		0	0	0
Under Votes . . . . .	130		66	17	47

Redacted results represents detailed groups (Election Day, Vote By Mail, Early Votes, Provisional) with between 1 and 29 votes in accordance with Florida Statute 98.0981(2)(a)



Run Date:08/30/22 02:43 PM

0026 Precinct 26

	TOTAL VOTES	%	Absentee	Early Vot	Election
REGISTERED VOTERS - TOTAL . . . . .	4,440				
REGISTERED VOTERS - Republican . . . . .	2,033	45.79			
REGISTERED VOTERS - Democratic . . . . .	1,270	28.60			
REGISTERED VOTERS - Nonpartisan . . . . .	0				
BALLOTS CAST - TOTAL. . . . .	1,403		696	220	487
BALLOTS CAST - Republican . . . . .	793	56.52	323	142	328
BALLOTS CAST - Democratic . . . . .	459	32.72	294	61	104
BALLOTS CAST - NONPARTISAN. . . . .	151	10.76	79	17	55
BALLOTS CAST - BLANK. . . . .	3	.21	1	1	1
VOTER TURNOUT - TOTAL . . . . .		31.60			
VOTER TURNOUT - Republican. . . . .		39.01			
VOTER TURNOUT - Democratic. . . . .		36.14			
VOTER TURNOUT - BLANK . . . . .		.07			

Run Date:08/30/22 02:43 PM

0026 Precinct 26

	TOTAL VOTES	%	Absentee	Early Vot	Election
<b>Commissioner of Agriculture</b>					
<b>(VOTE FOR) 1</b>					
James W. Shaw . . . . .	325	42.93	106	56	163
Wilton Simpson. . . . .	432	57.07	199	80	153
Over Votes . . . . .	0		0	0	0
Under Votes . . . . .	36		18	6	12
<b>State Representative</b>					
<b>(VOTE FOR) 1</b>					
Robert Brackett . . . . .	481	61.75	189	83	209
Karen Hiltz. . . . .	298	38.25	127	56	115
Over Votes . . . . .	0		0	0	0
Under Votes . . . . .	14		7	3	4
<b>Board of County Commissioners</b>					
<b>(VOTE FOR) 1</b>					
Joe Flescher . . . . .	822	63.09	383	144	295
Elizabeth "Beth" Siebert . . . . .	481	36.91	259	61	161
Over Votes . . . . .	0		0	0	0
Under Votes . . . . .	100		54	15	31
<b>Board of County Commissioners</b>					
<b>(VOTE FOR) 1</b>					
Joann Binford . . . . .	425	31.91	192	66	167
Deryl Loar . . . . .	444	33.33	246	73	125
Thomas S. Lowther. . . . .	463	34.76	217	71	175
Over Votes . . . . .	0		0	0	0
Under Votes . . . . .	71		41	10	20

Run Date:08/30/22 02:43 PM

0026 Precinct 26

	TOTAL VOTES	%	Absentee	Early Vot	Election
<b>United States Senator</b>					
<b>(VOTE FOR) 1</b>					
Ricardo De La Fuente . . . . .	15	3.34	[REDACTED]		
Val Demings . . . . .	372	82.85	245	56	71
Brian Rush . . . . .	40	8.91	[REDACTED]		
William Sanchez . . . . .	22	4.90	[REDACTED]		
Over Votes . . . . .	1		[REDACTED]		
Under Votes . . . . .	9		[REDACTED]		
<b>Representative in Congress</b>					
<b>(VOTE FOR) 1</b>					
Danelle Dodge . . . . .	189	45.65	[REDACTED]		
Joanne Terry . . . . .	225	54.35	146	33	46
Over Votes . . . . .	1		[REDACTED]		
Under Votes . . . . .	44		[REDACTED]		
<b>Governor and Lieutenant Governor</b>					
<b>(VOTE FOR) 1</b>					
Charlie Crist . . . . .	262	57.71	174	42	46
Cadance Daniel . . . . .	15	3.30	[REDACTED]		
Nicole "Nikki" Fried . . . . .	166	36.56	[REDACTED]		
Robert L. Willis . . . . .	11	2.42	[REDACTED]		
Over Votes . . . . .	1		[REDACTED]		
Under Votes . . . . .	4		[REDACTED]		
<b>Attorney General</b>					
<b>(VOTE FOR) 1</b>					
Aramis Ayala . . . . .	178	42.69	[REDACTED]		
Jim Lewis . . . . .	137	32.85	[REDACTED]		
Daniel Uhlfelder . . . . .	102	24.46	[REDACTED]		
Over Votes . . . . .	1		[REDACTED]		
Under Votes . . . . .	41		[REDACTED]		
<b>Commissioner of Agriculture</b>					
<b>(VOTE FOR) 1</b>					
Naomi Esther Blemur . . . . .	192	47.06	[REDACTED]		
J. R. Gaillot . . . . .	74	18.14	[REDACTED]		
Ryan Morales . . . . .	142	34.80	[REDACTED]		
Over Votes . . . . .	1		[REDACTED]		
Under Votes . . . . .	50		[REDACTED]		

Redacted results represents detailed groups (Election Day, Vote By Mail, Early Votes, Provisional) with between 1 and 29 votes in accordance with Florida Statute 98.0981(2)(a)

Run Date:08/30/22 02:43 PM

0026 Precinct 26

	TOTAL VOTES	%	Absentee	Early Vot	Election
Circuit Judge, 19th Judicial Circuit (VOTE FOR) 1					
Christian Van Riper . . . . .	287	22.28	158	37	92
Rebecca White . . . . .	1,001	77.72	474	164	363
Over Votes . . . . .	0		0	0	0
Under Votes . . . . .	115		64	19	32
Circuit Judge, 19th Judicial Circuit (VOTE FOR) 1					
Leatha Dawn Mullins . . . . .	850	66.88	420	139	291
Alexander Stuart Nelson. . . . .	421	33.12	215	56	150
Over Votes . . . . .	0		0	0	0
Under Votes . . . . .	132		61	25	46
School Board Member (VOTE FOR) 1					
LaDonna Corbin. . . . .	269	20.30	163	46	60
Cynthia "Cindy" Gibbs . . . . .	309	23.32	197	31	81
Josh Post . . . . .	105	7.92			
Jacqueline "Jackie" Rosario . . . . .	642	48.45	238	116	288
Over Votes . . . . .	6		2	3	1
Under Votes . . . . .	72		36	12	24
School Board Member (VOTE FOR) 1					
Teri Barenborg. . . . .	749	57.26	448	87	214
Thomas A. Kenny . . . . .	559	42.74	201	114	244
Over Votes . . . . .	0		0	0	0
Under Votes . . . . .	95		47	19	29

Redacted results represents detailed groups (Election Day, Vote By Mail, Early Votes, Provisional) with between 1 and 29 votes in accordance with Florida Statute 98.0981(2)(a)

Run Date:08/30/22 02:43 PM

0027 Precinct 27

	TOTAL VOTES	%	Absentee	Early Vot	Election
REGISTERED VOTERS - TOTAL . . . . .	4,018				
REGISTERED VOTERS - Republican . . . . .	1,983	49.35			
REGISTERED VOTERS - Democratic . . . . .	1,018	25.34			
REGISTERED VOTERS - Nonpartisan . . . . .	0				
BALLOTS CAST - TOTAL. . . . .	1,504		858	159	487
BALLOTS CAST - Republican . . . . .	835	55.52	380	115	340
BALLOTS CAST - Democratic . . . . .	492	32.71	349	36	107
BALLOTS CAST - NONPARTISAN. . . . .	177	11.77	129	8	40
BALLOTS CAST - BLANK. . . . .	3	.20	1	0	2
VOTER TURNOUT - TOTAL . . . . .		37.43			
VOTER TURNOUT - Republican. . . . .		42.11			
VOTER TURNOUT - Democratic. . . . .		48.33			
VOTER TURNOUT - BLANK . . . . .		.07			

Run Date:08/30/22 02:43 PM

0027 Precinct 27

	TOTAL VOTES	%	Absentee	Early Vot	Election
<b>Commissioner of Agriculture</b>					
<b>(VOTE FOR) 1</b>					
James W. Shaw . . . . .	337	42.55	142	41	154
Wilton Simpson. . . . .	455	57.45	216	73	166
Over Votes . . . . .	1		0	0	1
Under Votes . . . . .	42		22	1	19
<b>State Representative</b>					
<b>(VOTE FOR) 1</b>					
Robert Brackett . . . . .	479	59.36	204	63	212
Karen Hiltz. . . . .	328	40.64	164	49	115
Over Votes . . . . .	1		1	0	0
Under Votes . . . . .	27		11	3	13
<b>Board of County Commissioners</b>					
<b>(VOTE FOR) 1</b>					
Joe Flescher . . . . .	823	59.55	438	90	295
Elizabeth "Beth" Siebert . . . . .	559	40.45	346	55	158
Over Votes . . . . .	1		0	0	1
Under Votes . . . . .	121		74	14	33
<b>Board of County Commissioners</b>					
<b>(VOTE FOR) 1</b>					
Joann Binford . . . . .	395	28.40	206	38	151
Deryl Loar . . . . .	532	38.25	322	59	151
Thomas S. Lowther. . . . .	464	33.36	258	48	158
Over Votes . . . . .	1		0	0	1
Under Votes . . . . .	112		72	14	26

Run Date:08/30/22 02:43 PM

0027 Precinct 27

	TOTAL VOTES	%	Absentee	Early Vot	Election
<b>United States Senator</b>					
<b>(VOTE FOR) 1</b>					
Ricardo De La Fuente . . . . .	7	1.48			
Val Demings . . . . .	415	87.55			
Brian Rush . . . . .	37	7.81			
William Sanchez . . . . .	15	3.16			
Over Votes . . . . .	0				
Under Votes . . . . .	18				
<b>Representative in Congress</b>					
<b>(VOTE FOR) 1</b>					
Danelle Dodge . . . . .	174	39.91			
Joanne Terry . . . . .	262	60.09			
Over Votes . . . . .	0				
Under Votes . . . . .	56				
<b>Governor and Lieutenant Governor</b>					
<b>(VOTE FOR) 1</b>					
Charlie Crist . . . . .	297	61.24			
Cadance Daniel . . . . .	9	1.86			
Nicole "Nikki" Fried . . . . .	170	35.05			
Robert L. Willis . . . . .	9	1.86			
Over Votes . . . . .	2				
Under Votes . . . . .	5				
<b>Attorney General</b>					
<b>(VOTE FOR) 1</b>					
Aramis Ayala . . . . .	163	36.96			
Jim Lewis . . . . .	157	35.60			
Daniel Uhlfelder . . . . .	121	27.44			
Over Votes . . . . .	0				
Under Votes . . . . .	51				
<b>Commissioner of Agriculture</b>					
<b>(VOTE FOR) 1</b>					
Naomi Esther Blenur . . . . .	202	46.12			
J. R. Gaillot . . . . .	84	19.18			
Ryan Morales . . . . .	152	34.70			
Over Votes . . . . .	0				
Under Votes . . . . .	54				



Redacted results represents detailed groups (Election Day, Vote By Mail, Early Votes, Provisional) with between 1 and 29 votes in accordance with Florida Statute 98.0981(2)(a)

Run Date:08/30/22 02:43 PM

0027 Precinct 27

	TOTAL VOTES	%	Absentee	Early Vot	Election
Circuit Judge, 19th Judicial Circuit (VOTE FOR) 1					
Christian Van Riper . . . . .	376	27.37	217	34	125
Rebecca White . . . . .	998	72.63	567	110	321
Over Votes . . . . .	0		0	0	0
Under Votes . . . . .	130		74	15	41

Circuit Judge, 19th Judicial Circuit (VOTE FOR) 1					
Leatha Dawn Mullins . . . . .	806	59.93	476	86	244
Alexander Stuart Nelson. . . . .	539	40.07	295	54	190
Over Votes . . . . .	0		0	0	0
Under Votes . . . . .	159		87	19	53

School Board Member (VOTE FOR) 1					
LaDonna Corbin. . . . .	206	14.53	[REDACTED]		
Cynthia "Cindy" Gibbs . . . . .	403	28.42	253	47	103
Josh Post . . . . .	148	10.44	[REDACTED]		
Jacqueline "Jackie" Rosario . . . . .	661	46.61	300	73	288
Over Votes . . . . .	9		[REDACTED]		
Under Votes . . . . .	77		[REDACTED]		

School Board Member (VOTE FOR) 1					
Teri Barenborg. . . . .	790	57.16	518	70	202
Thomas A. Kenny . . . . .	592	42.84	263	74	255
Over Votes . . . . .	0		0	0	0
Under Votes . . . . .	122		77	15	30

Redacted results represents detailed groups (Election Day, Vote By Mail, Early Votes, Provisional) with between 1 and 29 votes in accordance with Florida Statute 98.0981(2)(a)



Run Date:08/30/22 02:43 PM

0028 Precinct 28

	TOTAL VOTES	%	Absentee	Early Vot	Election
REGISTERED VOTERS - TOTAL . . . . .	10,443				
REGISTERED VOTERS - Republican . . . . .	4,493	43.02			
REGISTERED VOTERS - Democratic . . . . .	3,119	29.87			
REGISTERED VOTERS - Nonpartisan . . . . .	0				
BALLOTS CAST - TOTAL. . . . .	2,775		1,273	406	1,096
BALLOTS CAST - Republican . . . . .	1,556	56.07	543	261	752
BALLOTS CAST - Democratic . . . . .	925	33.33	556	121	248
BALLOTS CAST - NONPARTISAN. . . . .	294	10.59	174	24	96
BALLOTS CAST - BLANK. . . . .	2	.07	0	0	2
VOTER TURNOUT - TOTAL . . . . .		26.57			
VOTER TURNOUT - Republican. . . . .		34.63			
VOTER TURNOUT - Democratic. . . . .		29.66			
VOTER TURNOUT - BLANK . . . . .		.02			

Run Date:08/30/22 02:43 PM

0028 Precinct 28

	TOTAL VOTES	%	Absentee	Early Vot	Election
<b>Commissioner of Agriculture</b>					
<b>(VOTE FOR) 1</b>					
James W. Shaw . . . . .	667	45.68	193	121	353
Wilton Simpson. . . . .	793	54.32	319	128	346
Over Votes . . . . .	0		0	0	0
Under Votes . . . . .	96		31	12	53
<b>State Representative</b>					
<b>(VOTE FOR) 1</b>					
Robert Brackett . . . . .	970	64.32	336	167	467
Karen Hiltz. . . . .	538	35.68	191	91	256
Over Votes . . . . .	0		0	0	0
Under Votes . . . . .	48		16	3	29
<b>Board of County Commissioners</b>					
<b>(VOTE FOR) 1</b>					
Joe Flescher . . . . .	1,561	62.14	648	244	669
Elizabeth "Beth" Siebert . . . . .	951	37.86	481	137	333
Over Votes . . . . .	0		0	0	0
Under Votes . . . . .	263		144	25	94
<b>Board of County Commissioners</b>					
<b>(VOTE FOR) 1</b>					
Joann Binford . . . . .	790	30.82	310	110	370
Deryl Loar . . . . .	912	35.58	419	152	341
Thomas S. Lowther. . . . .	861	33.59	417	123	321
Over Votes . . . . .	0		0	0	0
Under Votes . . . . .	212		127	21	64

Run Date:08/30/22 02:43 PM

0028 Precinct 28

	TOTAL VOTES	%	Absentee	Early Vot	Election
<b>United States Senator</b>					
<b>(VOTE FOR) 1</b>					
Ricardo De La Fuente . . . . .	44	4.89			
Val Demings . . . . .	734	81.65	445	100	189
Brian Rush . . . . .	74	8.23			
William Sanchez . . . . .	47	5.23			
Over Votes . . . . .	1				
Under Votes . . . . .	25				
<b>Representative in Congress</b>					
<b>(VOTE FOR) 1</b>					
Danelle Dodge . . . . .	366	44.10	213	54	99
Joanne Terry . . . . .	464	55.90	295	54	115
Over Votes . . . . .	0		0	0	0
Under Votes . . . . .	95		48	13	34
<b>Governor and Lieutenant Governor</b>					
<b>(VOTE FOR) 1</b>					
Charlie Crist . . . . .	521	57.38	319	76	126
Cadance Daniel . . . . .	31	3.41			
Nicole "Nikki" Fried . . . . .	339	37.33	198	40	101
Robert L. Willis . . . . .	17	1.87			
Over Votes . . . . .	0				
Under Votes . . . . .	17				
<b>Attorney General</b>					
<b>(VOTE FOR) 1</b>					
Aramis Ayala . . . . .	379	45.50	215	63	101
Jim Lewis . . . . .	265	31.81			
Daniel Uhlfelder . . . . .	189	22.69			
Over Votes . . . . .	0				
Under Votes . . . . .	92				
<b>Commissioner of Agriculture</b>					
<b>(VOTE FOR) 1</b>					
Naomi Esther Blemur . . . . .	378	46.15	216	57	105
J. R. Gaillot . . . . .	132	16.12			
Ryan Morales . . . . .	309	37.73	183	43	83
Over Votes . . . . .	1				
Under Votes . . . . .	105				

Redacted results represents detailed groups (Election Day, Vote By Mail, Early Votes, Provisional) with between 1 and 29 votes in accordance with Florida Statute 98.0981(2)(a)

Run Date:08/30/22 02:43 PM

0028 Precinct 28

	TOTAL VOTES	%	Absentee	Early Vot	Election
Circuit Judge, 19th Judicial Circuit (VOTE FOR) 1					
Christian Van Riper . . . . .	638	25.23	352	74	212
Rebecca White . . . . .	1,891	74.77	805	302	784
Over Votes . . . . .	1		0	0	1
Under Votes . . . . .	245		116	30	99
Circuit Judge, 19th Judicial Circuit (VOTE FOR) 1					
Leatha Dawn Mullins . . . . .	1,454	58.84	699	231	524
Alexander Stuart Nelson. . . . .	1,017	41.16	443	143	431
Over Votes . . . . .	0		0	0	0
Under Votes . . . . .	304		131	32	141
School Board Member (VOTE FOR) 1					
LaDonna Corbin. . . . .	451	17.18	255	60	136
Cynthia "Cindy" Gibbs . . . . .	600	22.86	349	98	153
Josh Post . . . . .	262	9.98	137	30	95
Jacqueline "Jackie" Rosario . . . . .	1,312	49.98	449	200	663
Over Votes . . . . .	4		3	0	1
Under Votes . . . . .	146		80	18	48
School Board Member (VOTE FOR) 1					
Teri Barenborg. . . . .	1,390	53.44	759	176	455
Thomas A. Kenny . . . . .	1,211	46.56	423	205	583
Over Votes . . . . .	0		0	0	0
Under Votes . . . . .	174		91	25	58

Run Date:08/30/22 02:43 PM

0029 Precinct 29

	TOTAL VOTES	%	Absentee	Early Vot	Election
REGISTERED VOTERS - TOTAL . . . . .	2,622				
REGISTERED VOTERS - Republican . . . . .	1,354	51.64			
REGISTERED VOTERS - Democratic . . . . .	620	23.65			
REGISTERED VOTERS - Nonpartisan . . . . .	0				
BALLOTS CAST - TOTAL . . . . .	938		631	117	190
BALLOTS CAST - Republican . . . . .	484	51.60	287	76	121
BALLOTS CAST - Democratic . . . . .	314	33.48	232	32	50
BALLOTS CAST - NONPARTISAN. . . . .	140	14.93	112	9	19
BALLOTS CAST - BLANK. . . . .	0		0	0	0
VOTER TURNOUT - TOTAL . . . . .		35.77			
VOTER TURNOUT - Republican. . . . .		35.75			
VOTER TURNOUT - Democratic. . . . .		50.65			
VOTER TURNOUT - BLANK . . . . .					

Run Date:08/30/22 02:43 PM

0029 Precinct 29

	TOTAL VOTES	%	Absentee	Early Vot	Election
<b>Commissioner of Agriculture</b>					
<b>(VOTE FOR) 1</b>					
James W. Shaw . . . . .	152	35.51			
Wilton Simpson. . . . .	276	64.49	163	53	60
Over Votes . . . . .	0				
Under Votes . . . . .	56				
<b>State Representative</b>					
<b>(VOTE FOR) 1</b>					
Robert Brackett . . . . .	277	59.83	152	44	81
Karen Hiltz. . . . .	186	40.17	120	30	36
Over Votes . . . . .	0		0	0	0
Under Votes . . . . .	21		15	2	4
<b>Board of County Commissioners</b>					
<b>(VOTE FOR) 1</b>					
Joe Flescher . . . . .	553	64.68	368	74	111
Elizabeth "Beth" Siebert . . . . .	302	35.32	205	35	62
Over Votes . . . . .	0		0	0	0
Under Votes . . . . .	83		58	8	17
<b>Board of County Commissioners</b>					
<b>(VOTE FOR) 1</b>					
Joann Binford . . . . .	210	24.50			
Deryl Loar . . . . .	334	38.97	227	39	68
Thomas S. Lowther. . . . .	313	36.52	211	46	56
Over Votes . . . . .	0				
Under Votes . . . . .	81				

Redacted results represents detailed groups (Election Day, Vote By Mail, Early Votes, Provisional) with between 1 and 29 votes in accordance with Florida Statute 98.0981(2)(a)

Run Date:08/30/22 02:43 PM

0029 Precinct 29

	TOTAL VOTES	%	Absentee	Early Vot	Election
<b>United States Senator</b>					
<b>(VOTE FOR) 1</b>					
Ricardo De La Fuente . . . . .	1	.33			
Val Demings . . . . .	291	94.79	211	32	48
Brian Rush . . . . .	9	2.93			
William Sanchez . . . . .	6	1.95			
Over Votes . . . . .	0				
Under Votes . . . . .	7				
<b>Representative in Congress</b>					
<b>(VOTE FOR) 1</b>					
Danelle Dodge . . . . .	84	30.00			
Joanne Terry . . . . .	196	70.00			
Over Votes . . . . .	0				
Under Votes . . . . .	34				
<b>Governor and Lieutenant Governor</b>					
<b>(VOTE FOR) 1</b>					
Charlie Crist . . . . .	209	67.20			
Cadance Daniel . . . . .	6	1.93			
Nicole "Nikki" Fried . . . . .	96	30.87			
Robert L. Willis . . . . .	0				
Over Votes . . . . .	1				
Under Votes . . . . .	2				
<b>Attorney General</b>					
<b>(VOTE FOR) 1</b>					
Aramis Ayala . . . . .	120	43.01			
Jim Lewis . . . . .	54	19.35			
Daniel Uhlfelder . . . . .	105	37.63			
Over Votes . . . . .	0				
Under Votes . . . . .	35				
<b>Commissioner of Agriculture</b>					
<b>(VOTE FOR) 1</b>					
Naomi Esther Blemur . . . . .	135	49.27			
J. R. Gaillot . . . . .	58	21.17			
Ryan Morales . . . . .	81	29.56			
Over Votes . . . . .	0				
Under Votes . . . . .	40				

Redacted results represents detailed groups (Election Day, Vote By Mail, Early Votes, Provisional) with between 1 and 29 votes in accordance with Florida Statute 98.0981(2)(a)

Run Date:08/30/22 02:43 PM

0029 Precinct 29

	TOTAL VOTES	%	Absentee	Early Vot	Election
Circuit Judge, 19th Judicial Circuit (VOTE FOR) 1					
Christian Van Riper . . . . .	260	30.95			
Rebecca White . . . . .	580	69.05	385	80	115
Over Votes . . . . .	0				
Under Votes . . . . .	98				

Circuit Judge, 19th Judicial Circuit (VOTE FOR) 1					
Leatha Dawn Mullins . . . . .	529	64.91	358	60	111
Alexander Stuart Nelson. . . . .	286	35.09	196	40	50
Over Votes . . . . .	0		0	0	0
Under Votes . . . . .	123		77	17	29

School Board Member (VOTE FOR) 1					
LaDonna Corbin. . . . .	146	16.72			
Cynthia "Cindy" Gibbs . . . . .	320	36.66			
Josh Post . . . . .	74	8.48			
Jacqueline "Jackie" Rosario . . . . .	333	38.14	181	58	94
Over Votes . . . . .	5				
Under Votes . . . . .	60				

School Board Member (VOTE FOR) 1					
Teri Barenborg. . . . .	574	67.45	426	61	87
Thomas A. Kenny . . . . .	277	32.55	145	46	86
Over Votes . . . . .	0		0	0	0
Under Votes . . . . .	87		60	10	17

Redacted results represents detailed groups (Election Day, Vote By Mail, Early Votes, Provisional) with between 1 and 29 votes in accordance with Florida Statute 98.0981(2)(a)



Run Date:08/30/22 02:43 PM


0030 Precinct 30

	TOTAL VOTES	%	Absentee	Early Vot	Election
REGISTERED VOTERS - TOTAL . . . . .	507				
REGISTERED VOTERS - Republican . . . . .	338	66.67			
REGISTERED VOTERS - Democratic . . . . .	57	11.24			
REGISTERED VOTERS - Nonpartisan . . . . .	0				
BALLOTS CAST - TOTAL. . . . .	139		111	12	16
BALLOTS CAST - Republican . . . . .	95	68.35	76	8	11
BALLOTS CAST - Democratic . . . . .	29	20.86	24	3	2
BALLOTS CAST - NONPARTISAN. . . . .	15	10.79	11	1	3
BALLOTS CAST - BLANK. . . . .	0		0	0	0
VOTER TURNOUT - TOTAL . . . . .		27.42			
VOTER TURNOUT - Republican. . . . .		28.11			
VOTER TURNOUT - Democratic. . . . .		50.88			
VOTER TURNOUT - BLANK . . . . .					

Run Date:08/30/22 02:43 PM

0030 Precinct 30

	TOTAL VOTES	%	Absentee	Early Vot	Election
<b>Commissioner of Agriculture</b>					
<b>(VOTE FOR) 1</b>					
James W. Shaw . . . . .	31	38.75			
Wilton Simpson. . . . .	49	61.25			
Over Votes . . . . .	0				
Under Votes . . . . .	15				
<b>State Representative</b>					
<b>(VOTE FOR) 1</b>					
Robert Brackett . . . . .	49	54.44			
Karen Hiltz. . . . .	41	45.56			
Over Votes . . . . .	0				
Under Votes . . . . .	5				
<b>Board of County Commissioners</b>					
<b>(VOTE FOR) 1</b>					
Joe Flescher . . . . .	95	69.85			
Elizabeth "Beth" Siebert . . . . .	41	30.15			
Over Votes . . . . .	0				
Under Votes . . . . .	3				
<b>Board of County Commissioners</b>					
<b>(VOTE FOR) 1</b>					
Joann Binford . . . . .	28	21.21			
Deryl Loar . . . . .	62	46.97			
Thomas S. Lowther. . . . .	42	31.82			
Over Votes . . . . .	0				
Under Votes . . . . .	7				




Redacted results represents detailed groups (Election Day, Vote By Mail, Early Votes, Provisional) with between 1 and 29 votes in accordance with Florida Statute 98.0981(2)(a)

Run Date:08/30/22 02:43 PM

0030 Precinct 30

	TOTAL VOTES	%	Absentee	Early Vot	Election
<b>United States Senator</b>					
<b>(VOTE FOR) 1</b>					
Ricardo De La Fuente . . . . .	0				
Val Demings . . . . .	26	89.66			
Brian Rush . . . . .	2	6.90			
William Sanchez . . . . .	1	3.45			
Over Votes . . . . .	0				
Under Votes . . . . .	0				
<b>Representative in Congress</b>					
<b>(VOTE FOR) 1</b>					
Danelle Dodge . . . . .	6	24.00			
Joanne Terry . . . . .	19	76.00			
Over Votes . . . . .	0				
Under Votes . . . . .	4				
<b>Governor and Lieutenant Governor</b>					
<b>(VOTE FOR) 1</b>					
Charlie Crist . . . . .	21	75.00			
Cadance Daniel . . . . .	1	3.57			
Nicole "Nikki" Fried . . . . .	6	21.43			
Robert L. Willis . . . . .	0				
Over Votes . . . . .	0				
Under Votes . . . . .	1				
<b>Attorney General</b>					
<b>(VOTE FOR) 1</b>					
Aramis Ayala . . . . .	9	40.91			
Jim Lewis . . . . .	8	36.36			
Daniel Uhlfelder . . . . .	5	22.73			
Over Votes . . . . .	0				
Under Votes . . . . .	7				
<b>Commissioner of Agriculture</b>					
<b>(VOTE FOR) 1</b>					
Naomi Esther Blemur . . . . .	5	23.81			
J. R. Gaillot . . . . .	8	38.10			
Ryan Morales . . . . .	8	38.10			
Over Votes . . . . .	0				
Under Votes . . . . .	8				



Redacted results represents detailed groups (Election Day, Vote By Mail, Early Votes, Provisional) with between 1 and 29 votes in accordance with Florida Statute 98.0981(2)(a)

Run Date:08/30/22 02:43 PM

0030 Precinct 30

	TOTAL VOTES	%	Absentee	Early Vot	Election
Circuit Judge, 19th Judicial Circuit (VOTE FOR) 1					
Christian Van Riper . . . . .	26	21.49			
Rebecca White . . . . .	95	78.51			
Over Votes . . . . .	0				
Under Votes . . . . .	18				
Circuit Judge, 19th Judicial Circuit (VOTE FOR) 1					
Leatha Dawn Mullins . . . . .	71	63.39			
Alexander Stuart Nelson. . . . .	41	36.61			
Over Votes . . . . .	0				
Under Votes . . . . .	27				
School Board Member (VOTE FOR) 1					
LaDonna Corbin. . . . .	29	21.80			
Cynthia "Cindy" Gibbs . . . . .	35	26.32			
Josh Post . . . . .	14	10.53			
Jacqueline "Jackie" Rosario . . . . .	55	41.35			
Over Votes . . . . .	0				
Under Votes . . . . .	6				
School Board Member (VOTE FOR) 1					
Teri Barenborg. . . . .	74	56.49			
Thomas A. Kenny . . . . .	57	43.51			
Over Votes . . . . .	0				
Under Votes . . . . .	8				



Redacted results represents detailed groups (Election Day, Vote By Mail, Early Votes, Provisional) with between 1 and 29 votes in accordance with Florida Statute 98.0981(2)(a)

Run Date:08/30/22 02:43 PM


0031 Precinct 31

	TOTAL VOTES	%	Absentee	Early Vot	Election
REGISTERED VOTERS - TOTAL . . . . .	890				
REGISTERED VOTERS - Republican . . . . .	489	54.94			
REGISTERED VOTERS - Democratic . . . . .	198	22.25			
REGISTERED VOTERS - Nonpartisan . . . . .	0				
BALLOTS CAST - TOTAL . . . . .	319		217	22	80
BALLOTS CAST - Republican . . . . .	183	57.37	113	9	61
BALLOTS CAST - Democratic . . . . .	96	30.09	70	10	16
BALLOTS CAST - NONPARTISAN. . . . .	40	12.54	34	3	3
BALLOTS CAST - BLANK. . . . .	0		0	0	0
VOTER TURNOUT - TOTAL . . . . .		35.84			
VOTER TURNOUT - Republican. . . . .		37.42			
VOTER TURNOUT - Democratic. . . . .		48.48			
VOTER TURNOUT - BLANK . . . . .					

Run Date:08/30/22 02:43 PM

0031 Precinct 31

	TOTAL VOTES	%	Absentee	Early Vot	Election
<b>Commissioner of Agriculture</b>					
<b>(VOTE FOR) 1</b>					
James W. Shaw . . . . .	63	37.72			
Wilton Simpson. . . . .	104	62.28			
Over Votes . . . . .	0				
Under Votes . . . . .	16				
<b>State Representative</b>					
<b>(VOTE FOR) 1</b>					
Robert Brackett . . . . .	112	62.57			
Karen Hiltz. . . . .	67	37.43			
Over Votes . . . . .	0				
Under Votes . . . . .	4				
<b>Board of County Commissioners</b>					
<b>(VOTE FOR) 1</b>					
Joe Flescher . . . . .	186	64.81			
Elizabeth "Beth" Siebert . . . . .	101	35.19			
Over Votes . . . . .	0				
Under Votes . . . . .	32				
<b>Board of County Commissioners</b>					
<b>(VOTE FOR) 1</b>					
Joann Binford . . . . .	63	21.80			
Deryl Loar . . . . .	123	42.56			
Thomas S. Lowther. . . . .	103	35.64			
Over Votes . . . . .	1				
Under Votes . . . . .	29				




Redacted results represents detailed groups (Election Day, Vote By Mail, Early Votes, Provisional) with between 1 and 29 votes in accordance with Florida Statute 98.0981(2)(a)

Run Date:08/30/22 02:43 PM

0031 Precinct 31

	TOTAL VOTES	%	Absentee	Early Vot	Election
<b>United States Senator</b>					
<b>(VOTE FOR) 1</b>					
Ricardo De La Fuente . . . . .	0				
Val Demings . . . . .	89	93.68			
Brian Rush . . . . .	1	1.05			
William Sanchez . . . . .	5	5.26			
Over Votes . . . . .	0				
Under Votes . . . . .	1				
<b>Representative in Congress</b>					
<b>(VOTE FOR) 1</b>					
Danelle Dodge . . . . .	22	27.16			
Joanne Terry . . . . .	59	72.84			
Over Votes . . . . .	0				
Under Votes . . . . .	15				
<b>Governor and Lieutenant Governor</b>					
<b>(VOTE FOR) 1</b>					
Charlie Crist . . . . .	61	63.54			
Cadance Daniel . . . . .	1	1.04			
Nicole "Nikki" Fried . . . . .	34	35.42			
Robert L. Willis . . . . .	0				
Over Votes . . . . .	0				
Under Votes . . . . .	0				
<b>Attorney General</b>					
<b>(VOTE FOR) 1</b>					
Aramis Ayala . . . . .	33	41.25			
Jim Lewis . . . . .	16	20.00			
Daniel Uhlfelder . . . . .	31	38.75			
Over Votes . . . . .	0				
Under Votes . . . . .	16				
<b>Commissioner of Agriculture</b>					
<b>(VOTE FOR) 1</b>					
Naomi Esther Blemur . . . . .	38	52.05			
J. R. Gaillot . . . . .	21	28.77			
Ryan Morales . . . . .	14	19.18			
Over Votes . . . . .	0				
Under Votes . . . . .	23				




Redacted results represents detailed groups (Election Day, Vote By Mail, Early Votes, Provisional) with between 1 and 29 votes in accordance with Florida Statute 98.0981(2)(a)

Run Date:08/30/22 02:43 PM

0031 Precinct 31

	TOTAL VOTES	%	Absentee	Early Vot	Election
Circuit Judge, 19th Judicial Circuit (VOTE FOR) 1					
Christian Van Riper . . . . .	73	26.16			
Rebecca White . . . . .	206	73.84			
Over Votes . . . . .	0				
Under Votes . . . . .	40				
Circuit Judge, 19th Judicial Circuit (VOTE FOR) 1					
Leatha Dawn Mullins . . . . .	165	62.74			
Alexander Stuart Nelson . . . . .	98	37.26			
Over Votes . . . . .	0				
Under Votes . . . . .	56				
School Board Member (VOTE FOR) 1					
LaDonna Corbin . . . . .	66	22.37			
Cynthia "Cindy" Gibbs . . . . .	86	29.15			
Josh Post . . . . .	33	11.19			
Jacqueline "Jackie" Rosario . . . . .	110	37.29			
Over Votes . . . . .	3				
Under Votes . . . . .	21				
School Board Member (VOTE FOR) 1					
Teri Barenborg . . . . .	187	63.18			
Thomas A. Kenny . . . . .	109	36.82			
Over Votes . . . . .	0				
Under Votes . . . . .	23				



Redacted results represents detailed groups (Election Day, Vote By Mail, Early Votes, Provisional) with between 1 and 29 votes in accordance with Florida Statute 98.0981(2)(a)



Run Date:08/30/22 02:43 PM

0032 Precinct 32

	TOTAL VOTES	%	Absentee	Early Vot	Election
REGISTERED VOTERS - TOTAL . . . . .	3,221				
REGISTERED VOTERS - Republican . . . . .	2,004	62.22			
REGISTERED VOTERS - Democratic . . . . .	547	16.98			
REGISTERED VOTERS - Nonpartisan . . . . .	0				
BALLOTS CAST - TOTAL . . . . .	1,158		805	95	258
BALLOTS CAST - Republican . . . . .	752	64.94	493	65	194
BALLOTS CAST - Democratic . . . . .	264	22.80	199	23	42
BALLOTS CAST - NONPARTISAN . . . . .	142	12.26	113	7	22
BALLOTS CAST - BLANK . . . . .	1	.09	0	0	1
VOTER TURNOUT - TOTAL . . . . .		35.95			
VOTER TURNOUT - Republican . . . . .		37.52			
VOTER TURNOUT - Democratic . . . . .		48.26			
VOTER TURNOUT - BLANK . . . . .		.03			

Run Date:08/30/22 02:43 PM

0032 Precinct 32


	TOTAL VOTES	%	Absentee	Early Vot	Election
<b>Commissioner of Agriculture</b>					
<b>(VOTE FOR) 1</b>					
James W. Shaw . . . . .	242	37.75	[REDACTED]		
Wilton Simpson. . . . .	399	62.25	246	39	114
Over Votes . . . . .	0		[REDACTED]		
Under Votes . . . . .	111		[REDACTED]		
<b>State Representative</b>					
<b>(VOTE FOR) 1</b>					
Robert Brackett . . . . .	500	69.74	340	45	115
Karen Hiltz. . . . .	217	30.26	[REDACTED]		
Over Votes . . . . .	0		[REDACTED]		
Under Votes . . . . .	35		[REDACTED]		
<b>Board of County Commissioners</b>					
<b>(VOTE FOR) 1</b>					
Joe Flescher . . . . .	756	72.76	516	69	171
Elizabeth "Beth" Siebert . . . . .	283	27.24	[REDACTED]		
Over Votes . . . . .	0		[REDACTED]		
Under Votes . . . . .	119		[REDACTED]		
<b>Board of County Commissioners</b>					
<b>(VOTE FOR) 1</b>					
Joann Binford . . . . .	194	18.65	[REDACTED]		
Deryl Loar . . . . .	346	33.27	210	41	95
Thomas S. Lowther. . . . .	500	48.08	378	34	88
Over Votes . . . . .	0		[REDACTED]		
Under Votes . . . . .	118		[REDACTED]		

Redacted results represents detailed groups (Election Day, Vote By Mail, Early Votes, Provisional) with between 1 and 29 votes in accordance with Florida Statute 98.0981(2)(a)

Run Date:08/30/22 02:43 PM

0032 Precinct 32

	TOTAL VOTES	%	Absentee	Early Vot	Election
<b>United States Senator</b>					
<b>(VOTE FOR) 1</b>					
Ricardo De La Fuente . . . . .	3	1.20			
Val Demings . . . . .	232	93.17			
Brian Rush . . . . .	10	4.02			
William Sanchez . . . . .	4	1.61			
Over Votes . . . . .	0				
Under Votes . . . . .	15				
<b>Representative in Congress</b>					
<b>(VOTE FOR) 1</b>					
Danelle Dodge . . . . .	66	31.58			
Joanne Terry . . . . .	143	68.42			
Over Votes . . . . .	0				
Under Votes . . . . .	55				
<b>Governor and Lieutenant Governor</b>					
<b>(VOTE FOR) 1</b>					
Charlie Crist . . . . .	171	68.13			
Cadance Daniel . . . . .	1	.40			
Nicole "Nikki" Fried . . . . .	76	30.28			
Robert L. Willis . . . . .	3	1.20			
Over Votes . . . . .	0				
Under Votes . . . . .	13				
<b>Attorney General</b>					
<b>(VOTE FOR) 1</b>					
Aramis Ayala . . . . .	81	39.13			
Jim Lewis . . . . .	59	28.50			
Daniel Uhlfelder . . . . .	67	32.37			
Over Votes . . . . .	0				
Under Votes . . . . .	57				
<b>Commissioner of Agriculture</b>					
<b>(VOTE FOR) 1</b>					
Naomi Esther Blemur . . . . .	90	47.87			
J. R. Gaillot . . . . .	31	16.49			
Ryan Morales . . . . .	67	35.64			
Over Votes . . . . .	0				
Under Votes . . . . .	76				



Redacted results represents detailed groups (Election Day, Vote By Mail, Early Votes, Provisional) with between 1 and 29 votes in accordance with Florida Statute 98.0981(2)(a)

Run Date:08/30/22 02:43 PM

0032 Precinct 32

	TOTAL VOTES	%	Absentee	Early Vot	Election
<b>Circuit Judge, 19th Judicial Circuit</b>					
<b>(VOTE FOR) 1</b>					
Christian Van Riper . . . . .	213	20.94	[REDACTED]		
Rebecca White . . . . .	804	79.06	537	72	195
Over Votes . . . . .	0		0	0	0
Under Votes . . . . .	141		102	8	31
<b>Circuit Judge, 19th Judicial Circuit</b>					
<b>(VOTE FOR) 1</b>					
Leatha Dawn Mullins . . . . .	591	64.87	394	55	142
Alexander Stuart Nelson. . . . .	320	35.13	[REDACTED]		
Over Votes . . . . .	0		0	0	0
Under Votes . . . . .	247		196	13	38
<b>School Board Member</b>					
<b>(VOTE FOR) 1</b>					
LaDonna Corbin. . . . .	419	38.02	342	30	47
Cynthia "Cindy" Gibbs . . . . .	241	21.87	[REDACTED]		
Josh Post . . . . .	81	7.35	[REDACTED]		
Jacqueline "Jackie" Rosario . . . . .	361	32.76	194	35	132
Over Votes . . . . .	6		6	0	0
Under Votes . . . . .	50		40	1	9
<b>School Board Member</b>					
<b>(VOTE FOR) 1</b>					
Teri Barenborg. . . . .	738	67.83	554	55	129
Thomas A. Kenny . . . . .	350	32.17	200	36	114
Over Votes . . . . .	0		0	0	0
Under Votes . . . . .	70		51	4	15

Redacted results represents detailed groups (Election Day, Vote By Mail, Early Votes, Provisional) with between 1 and 29 votes in accordance with Florida Statute 98.0981(2)(a)

Run Date:08/30/22 02:43 PM

0033 Precinct 33

	TOTAL VOTES	%	Absentee	Early Vot	Election
REGISTERED VOTERS - TOTAL . . . . .	4,379				
REGISTERED VOTERS - Republican . . . . .	2,313	52.82			
REGISTERED VOTERS - Democratic . . . . .	899	20.53			
REGISTERED VOTERS - Nonpartisan . . . . .	0				
BALLOTS CAST - TOTAL. . . . .	1,661		951	159	551
BALLOTS CAST - Republican . . . . .	997	60.02	525	97	375
BALLOTS CAST - Democratic . . . . .	432	26.01	279	43	110
BALLOTS CAST - NONPARTISAN. . . . .	232	13.97	147	19	66
BALLOTS CAST - BLANK. . . . .	2	.12	2	0	0
VOTER TURNOUT - TOTAL . . . . .		37.93			
VOTER TURNOUT - Republican. . . . .		43.10			
VOTER TURNOUT - Democratic. . . . .		48.05			
VOTER TURNOUT - BLANK . . . . .		.05			

Run Date:08/30/22 02:43 PM

0033 Precinct 33

	TOTAL VOTES	%	Absentee	Early Vot	Election
<b>Commissioner of Agriculture</b>					
<b>(VOTE FOR) 1</b>					
James W. Shaw . . . . .	318	35.69	152	41	125
Wilton Simpson. . . . .	573	64.31	309	50	214
Over Votes . . . . .	0		0	0	0
Under Votes . . . . .	106		64	6	36
<b>State Representative</b>					
<b>(VOTE FOR) 1</b>					
Robert Brackett . . . . .	655	67.88	337	67	251
Karen Hiltz. . . . .	310	32.12			
Over Votes . . . . .	0				
Under Votes . . . . .	32				
<b>Board of County Commissioners</b>					
<b>(VOTE FOR) 1</b>					
Joe Flescher . . . . .	1,010	66.62	545	101	364
Elizabeth "Beth" Siebert . . . . .	506	33.38	301	54	151
Over Votes . . . . .	2				
Under Votes . . . . .	143				
<b>Board of County Commissioners</b>					
<b>(VOTE FOR) 1</b>					
Joann Binford . . . . .	297	19.36			
Deryl Loar . . . . .	642	41.85	362	66	214
Thomas S. Lowther. . . . .	595	38.79	340	62	193
Over Votes . . . . .	0				
Under Votes . . . . .	127				

Redacted results represents detailed groups (Election Day, Vote By Mail, Early Votes, Provisional) with between 1 and 29 votes in accordance with Florida Statute 98.0981(2)(a)

Run Date:08/30/22 02:43 PM

0033 Precinct 33

	TOTAL VOTES	%	Absentee	Early Vot	Election
<b>United States Senator</b>					
<b>(VOTE FOR) 1</b>					
Ricardo De La Fuente . . . . .	8	1.89			
Val Demings . . . . .	384	90.57	246	40	98
Brian Rush . . . . .	18	4.25			
William Sanchez . . . . .	14	3.30			
Over Votes . . . . .	1				
Under Votes . . . . .	7				
<b>Representative in Congress</b>					
<b>(VOTE FOR) 1</b>					
Danelle Dodge . . . . .	136	36.86			
Joanne Terry . . . . .	233	63.14			
Over Votes . . . . .	1				
Under Votes . . . . .	62				
<b>Governor and Lieutenant Governor</b>					
<b>(VOTE FOR) 1</b>					
Charlie Crist . . . . .	242	57.21			
Cadance Daniel . . . . .	4	.95			
Nicole "Nikki" Fried . . . . .	171	40.43			
Robert L. Willis . . . . .	6	1.42			
Over Votes . . . . .	2				
Under Votes . . . . .	7				
<b>Attorney General</b>					
<b>(VOTE FOR) 1</b>					
Aramis Ayala . . . . .	177	48.49			
Jim Lewis . . . . .	90	24.66			
Daniel Uhlfelder . . . . .	98	26.85			
Over Votes . . . . .	1				
Under Votes . . . . .	66				
<b>Commissioner of Agriculture</b>					
<b>(VOTE FOR) 1</b>					
Naomi Esther Blemur . . . . .	167	48.83			
J. R. Gaillot . . . . .	62	18.13			
Ryan Morales . . . . .	113	33.04			
Over Votes . . . . .	2				
Under Votes . . . . .	88				

Redacted results represents detailed groups (Election Day, Vote By Mail, Early Votes, Provisional) with between 1 and 29 votes in accordance with Florida Statute 98.0981(2)(a)

Run Date:08/30/22 02:43 PM

0033 Precinct 33

	TOTAL VOTES	%	Absentee	Early Vot	Election
Circuit Judge, 19th Judicial Circuit (VOTE FOR) 1					
Christian Van Riper . . . . .	386	26.47	241	35	110
Rebecca White . . . . .	1,072	73.53	569	116	387
Over Votes . . . . .	0		0	0	0
Under Votes . . . . .	203		141	8	54

Circuit Judge, 19th Judicial Circuit (VOTE FOR) 1					
Leatha Dawn Mullins . . . . .	970	68.45	545	106	319
Alexander Stuart Nelson. . . . .	447	31.55	248	39	160
Over Votes . . . . .	0		0	0	0
Under Votes . . . . .	244		158	14	72

School Board Member (VOTE FOR) 1					
LaDonna Corbin. . . . .	310	19.68	[REDACTED]		
Cynthia "Cindy" Gibbs . . . . .	505	32.06	302	61	142
Josh Post . . . . .	147	9.33	[REDACTED]		
Jacqueline "Jackie" Rosario . . . . .	613	38.92	301	63	249
Over Votes . . . . .	9		[REDACTED]		
Under Votes . . . . .	77		[REDACTED]		

School Board Member (VOTE FOR) 1					
Teri Barenborg. . . . .	966	63.01	602	99	265
Thomas A. Kenny . . . . .	567	36.99	275	53	239
Over Votes . . . . .	0		0	0	0
Under Votes . . . . .	128		74	7	47

Redacted results represents detailed groups (Election Day, Vote By Mail, Early Votes, Provisional) with between 1 and 29 votes in accordance with Florida Statute 98.0981(2)(a)



Run Date:08/30/22 02:43 PM

0034 Precinct 34

	TOTAL VOTES	%	Absentee	Early Vot	Election
REGISTERED VOTERS - TOTAL . . . . .	3,442				
REGISTERED VOTERS - Republican . . . . .	1,997	58.02			
REGISTERED VOTERS - Democratic . . . . .	589	17.11			
REGISTERED VOTERS - Nonpartisan . . . . .	0				
BALLOTS CAST - TOTAL . . . . .	1,159		701	122	336
BALLOTS CAST - Republican . . . . .	731	63.07	386	93	252
BALLOTS CAST - Democratic . . . . .	279	24.07	203	21	55
BALLOTS CAST - NONPARTISAN . . . . .	149	12.86	112	8	29
BALLOTS CAST - BLANK . . . . .	0		0	0	0
VOTER TURNOUT - TOTAL . . . . .		33.67			
VOTER TURNOUT - Republican . . . . .		36.60			
VOTER TURNOUT - Democratic . . . . .		47.37			
VOTER TURNOUT - BLANK . . . . .					

Run Date:08/30/22 02:43 PM

0034 Precinct 34


	TOTAL VOTES	%	Absentee	Early Vot	Election
<b>Commissioner of Agriculture</b>					
<b>(VOTE FOR) 1</b>					
James W. Shaw . . . . .	245	38.10	123	35	87
Wilton Simpson. . . . .	398	61.90	224	51	123
Over Votes . . . . .	0		0	0	0
Under Votes . . . . .	88		39	7	42
<b>State Representative</b>					
<b>(VOTE FOR) 1</b>					
Robert Brackett . . . . .	470	66.95	232	65	173
Karen Hiltz. . . . .	232	33.05			
Over Votes . . . . .	0				
Under Votes . . . . .	29				
<b>Board of County Commissioners</b>					
<b>(VOTE FOR) 1</b>					
Joe Flescher . . . . .	717	68.48	420	87	210
Elizabeth "Beth" Siebert . . . . .	330	31.52	200	31	99
Over Votes . . . . .	0		0	0	0
Under Votes . . . . .	112		81	4	27
<b>Board of County Commissioners</b>					
<b>(VOTE FOR) 1</b>					
Joann Binford . . . . .	199	18.67			
Deryl Loar . . . . .	503	47.19	298	49	156
Thomas S. Lowther. . . . .	364	34.15	221	41	102
Over Votes . . . . .	0				
Under Votes . . . . .	93				

Redacted results represents detailed groups (Election Day, Vote By Mail, Early Votes, Provisional) with between 1 and 29 votes in accordance with Florida Statute 98.0981(2)(a)

Run Date:08/30/22 02:43 PM

0034 Precinct 34

	TOTAL VOTES	%	Absentee	Early Vot	Election
<b>United States Senator</b>					
<b>(VOTE FOR) 1</b>					
Ricardo De La Fuente . . . . .	2	.74			
Val Demings . . . . .	252	92.99			
Brian Rush . . . . .	8	2.95			
William Sanchez . . . . .	9	3.32			
Over Votes . . . . .	1				
Under Votes . . . . .	7				
<b>Representative in Congress</b>					
<b>(VOTE FOR) 1</b>					
Danelle Dodge . . . . .	87	36.86			
Joanne Terry . . . . .	149	63.14			
Over Votes . . . . .	0				
Under Votes . . . . .	43				
<b>Governor and Lieutenant Governor</b>					
<b>(VOTE FOR) 1</b>					
Charlie Crist . . . . .	180	65.45			
Cadance Daniel . . . . .	4	1.45			
Nicole "Nikki" Fried . . . . .	89	32.36			
Robert L. Willis . . . . .	2	.73			
Over Votes . . . . .	1				
Under Votes . . . . .	3				
<b>Attorney General</b>					
<b>(VOTE FOR) 1</b>					
Aramis Ayala . . . . .	102	43.97			
Jim Lewis . . . . .	45	19.40			
Daniel Uhlfelder . . . . .	85	36.64			
Over Votes . . . . .	0				
Under Votes . . . . .	47				
<b>Commissioner of Agriculture</b>					
<b>(VOTE FOR) 1</b>					
Naomi Esther Blemur . . . . .	87	41.23			
J. R. Gaillot . . . . .	49	23.22			
Ryan Morales . . . . .	75	35.55			
Over Votes . . . . .	0				
Under Votes . . . . .	68				



Redacted results represents detailed groups (Election Day, Vote By Mail, Early Votes, Provisional) with between 1 and 29 votes in accordance with Florida Statute 98.0981(2)(a)

Run Date:08/30/22 02:43 PM

0034 Precinct 34

	TOTAL VOTES	%	Absentee	Early Vot	Election
<b>Circuit Judge, 19th Judicial Circuit</b>					
<b>(VOTE FOR) 1</b>					
Christian Van Riper . . . . .	234	22.81	[REDACTED]		
Rebecca White . . . . .	792	77.19	458	95	239
Over Votes . . . . .	0		[REDACTED]		
Under Votes . . . . .	133		[REDACTED]		
<b>Circuit Judge, 19th Judicial Circuit</b>					
<b>(VOTE FOR) 1</b>					
Leatha Dawn Mullins . . . . .	638	64.44	382	71	185
Alexander Stuart Nelson. . . . .	352	35.56	215	38	99
Over Votes . . . . .	0		0	0	0
Under Votes . . . . .	169		104	13	52
<b>School Board Member</b>					
<b>(VOTE FOR) 1</b>					
LaDonna Corbin. . . . .	209	18.88	[REDACTED]		
Cynthia "Cindy" Gibbs . . . . .	331	29.90	222	33	76
Josh Post . . . . .	98	8.85	[REDACTED]		
Jacqueline "Jackie" Rosario . . . . .	469	42.37	217	72	180
Over Votes . . . . .	3		[REDACTED]		
Under Votes . . . . .	49		[REDACTED]		
<b>School Board Member</b>					
<b>(VOTE FOR) 1</b>					
Teri Barenborg. . . . .	671	62.07	445	59	167
Thomas A. Kenny . . . . .	410	37.93	201	59	150
Over Votes . . . . .	0		0	0	0
Under Votes . . . . .	78		55	4	19

Redacted results represents detailed groups (Election Day, Vote By Mail, Early Votes, Provisional) with between 1 and 29 votes in accordance with Florida Statute 98.0981(2)(a)